

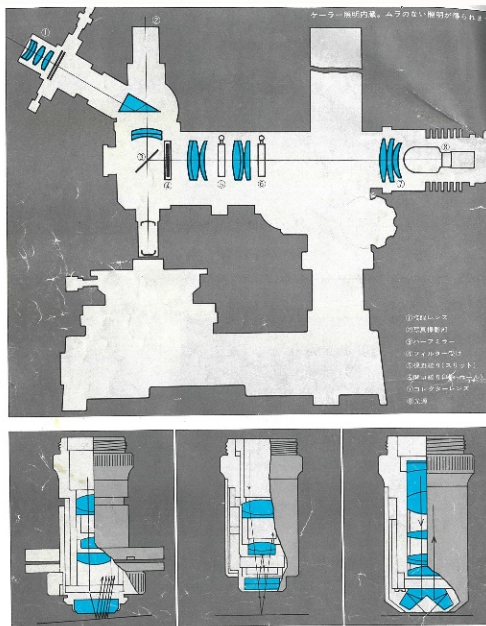


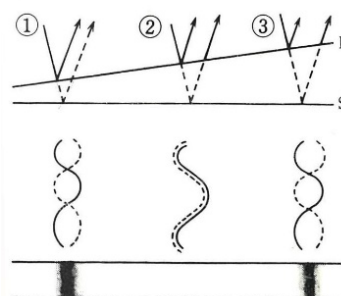
## 11 Optical microscope for measurement



光路図


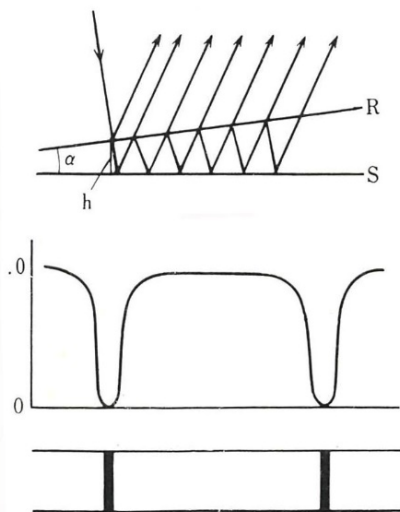


金属顕微鏡 黄銅板 M 10X CB155  
※ 干渉フィルターには2種類あり、半値幅の狭いものはNB、広いものがWBです。




Multiple interference    Two beam interference    Light section method    Principle of optical interference

## Surface finish microscope (Nikkon), Optical microscope, Optical interference




多重干渉法 結晶 MI 10X 干渉フィルター(NB) ②

Multiple interference

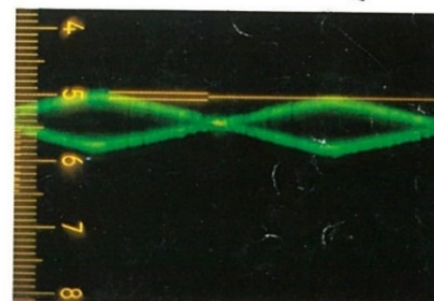
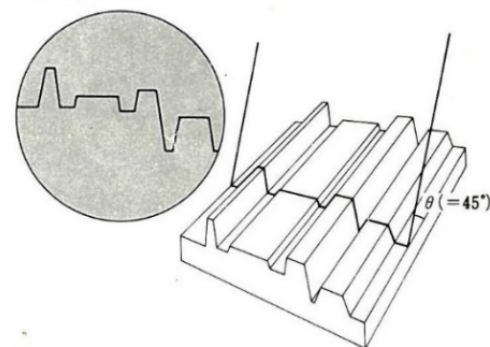


二光束干渉法 結晶 DI 10X 干渉フィルター(CB)



二光束干渉法 結晶 DI 20X

Two beam interference



光切断 アラサ標準片 PS 10X 干渉フィルター(WB)

Light section method